



MUSIC NOTES

NOTABLE OUTCOMES and TRACKABLE EVENTS after SURGERY

Surgeon ID

Data from 4/1/2015 to 3/31/2017

| Deviations from Pathway | Percentage Deviated Cases | | |
|-------------------------------|---------------------------|------------------|-------------------------|
| | Surgeon (n=126) | Practice (n=174) | Collaborative* (n=3709) |
| 30-day Readmission | 8.1% | 8.7% | 4.1% |
| Rectal Injury** | 0.0% | 0.0% | 0.3% |
| EBL > 400mL(lap)/1300mL(open) | 5.6% | 4.1% | 3.1% |
| LOS > 2 days | 12.7% | 10.8% | 7.8% |
| Drain Placement > 2 days | 14.3% | 10.2% | 6.5% |
| Catheter Placement > 16 days | 0.8% | 1.2% | 4.7% |
| Catheter Replacement | 7.0% | 7.1% | 3.0% |
| 30-day Mortality** | 0.0% | 0.0% | 0.1% |

Cases Deviated from Pathway:

Surgeon ID 30.1%

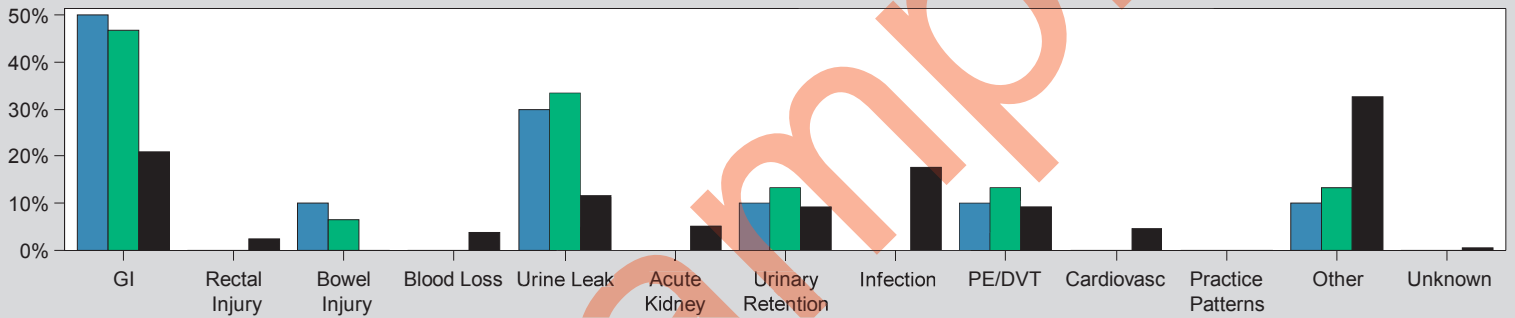
Practice ID 26.3%

Full Collaborative* 20.0%

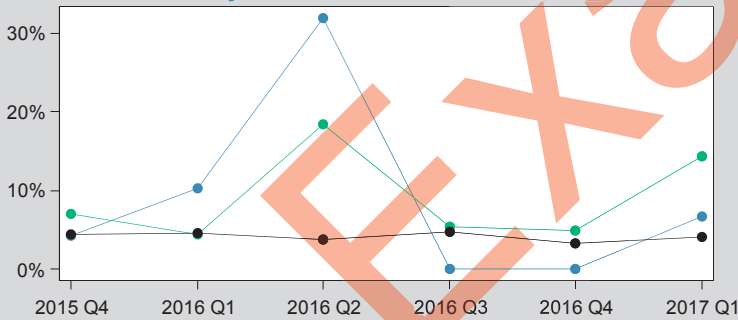
* Excluding this practice

** Unadjusted values due to small numbers of events

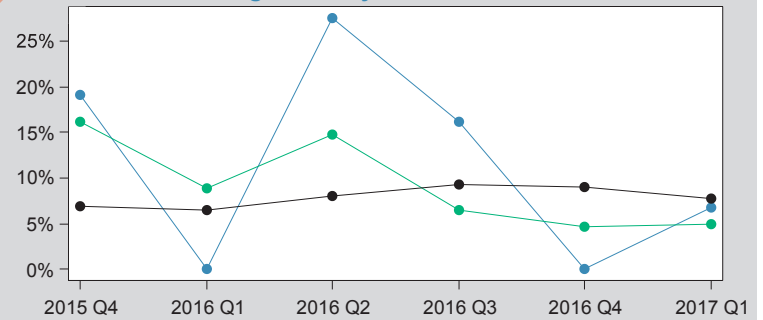
30-Day Readmission Reasons



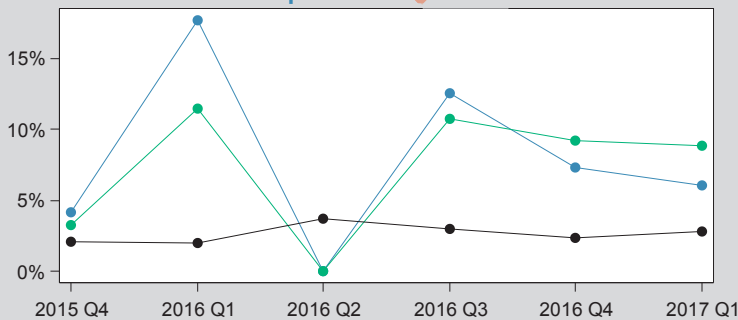
30-Day Readmission Deviation Trends



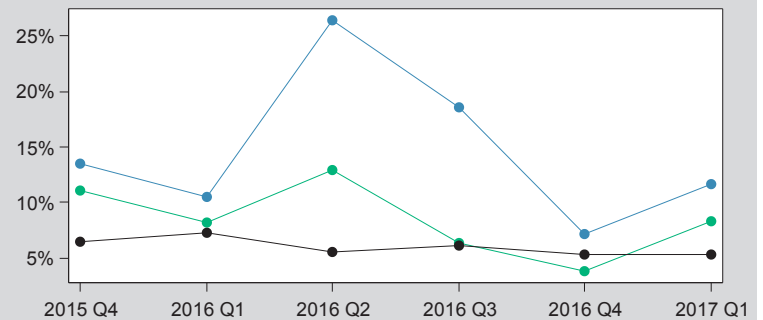
Length of Stay Deviation Trends



Catheter Replacement Deviation Trends



Catheter Placement Time Deviation Trends



Surgeon ID

Practice ID

Collaborative excluding Practice ID